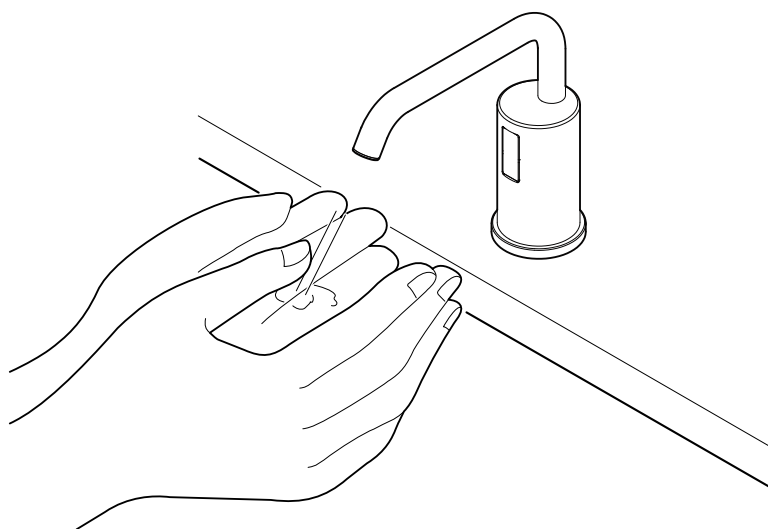


TOTO

使用说明书
Owner's Manual

自动感应皂液器 Automatic Soap Dispenser



DSE101E
DSE101K
DSE101EH
DSE101KH
DSE101EP
DSE101EPVM
DSE101KP
DSE101KPVM

首先对您能选购本公司产品表示我们最真挚的谢意。

请仔细阅读本说明书后正确使用。

本说明书内附有保证书，请妥善保管，并在必要时取出阅读。

Thanks for your recent purchase of the TOTO Automatic Soap Dispenser.

Please read the manual thoroughly and follow all instructions.

Keep the manual in good custody for future reference.

目录 TABLE OF CONTENTS

警告 Warnings	1
使用前 Before Installation	2
部品名称 Included parts	2
规格 Specifications	3
使用方法 How to use this product.....	4
补充皂液 Refilling the soap	5
更换电池[DC型] Replacing the battery[DC Type]	6
保养和清洁 Care and cleaning	6
定期维护 Periodic maintenance	7
长期不使用时 Long-term suspension of use	7
故障分析 Troubleshooting	8
完成图 Rough-In dimensions	9
产品中的有害物质及含量 The name of the product and the content of harmful substances	10
保证书 Warranty	11-13



警告 WARNINGS

如果无视以下警告而进行误操作的话，可能导致人员伤亡或财产损失。

Please read and adhere to the following notes. Failure to do so could result in personal injury and/or property damage.

- 请不要自行拆解、修理、改装，除非在此说明书内有特别说明。
否则可能导致触电或产品故障。
No person other than a service engineer should disassemble, repair or modify this dispenser, unless it is specifically described in this manual. Failure to do so may result in electric shock or product malfunction.
- 请不要安装在潮湿的地方，特别是桑拿房或浴室内。
Do not use this dispenser in a humid location where condensation may collect on the surface, especially in a sauna or steam room.
- 请不要撞击本产品，否则可能导致产品损坏或皂液泄漏。
Do not strike or kick the dispenser or controller box, as this may damage the unit or cause a leak.
- 请不要在可能结冰的地方使用本产品。
Do not use this dispenser if the room temperature drops below freezing.
- 请确保电源线不与热水管接触。
Make sure the power cord does not come in contact with the hot water supply line.
- 请避免在感应范围内放置物体。
Avoid placing any objects within the detection range of the infrared sensor.
- 请使用TOTO指定皂液。
Use only TOTO approved liquid soap.



警告 WARNINGS

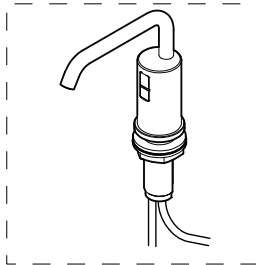
- 请不要将电源插座安装在有露水和在使用时水滴可能溅到的位置。
Make sure the electrical outlet is in a position where it will not get wet during use.
- 请务必要求有合法资质的专业人员安装本产品。
Please assign qualified professionals to install this product.
- 残障人士及智力能力缺陷和常识缺乏的人（包括儿童）需要在专人监护下使用本产品。
Disabled persons, mentally challenged persons and persons who lack common sense (including children) should use this product under the supervision of a special person.

使用前 BEFORE INSTALLATION

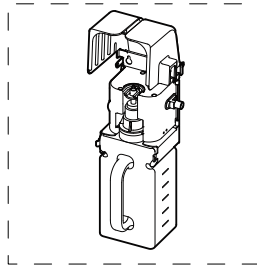
- 请认真阅读本说明书并正确安装使用。
Read these instructions carefully to ensure proper installation.
- TOTO 公司保留对其产品更新的权利，届时，恕不另行通知。
TOTO reserves the right to update product design without notice.
- 请检查下列部品是否齐全。
Check to make sure you have the parts indicated on the following page.

部品名称 INCLUDED PARTS

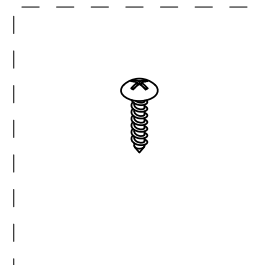
吐皂口
Spout Assembly



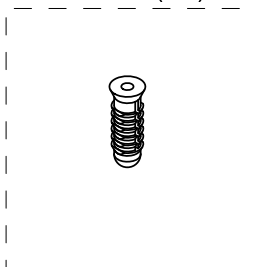
机能部
Controller



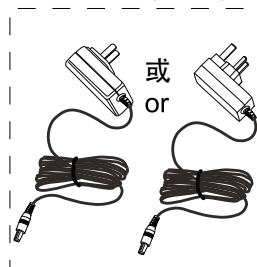
自攻螺丝 (X3)
Self-tapping Screw(3X)



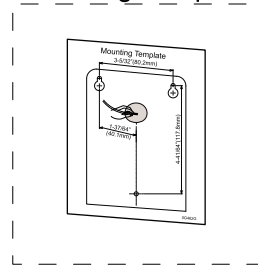
膨胀管 (X3)
Anchor(3X)



AC适配器 (AC型)
AC Adapter(AC Type)



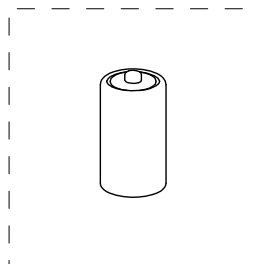
安装模板
Mounting Template



干电池盒 (DC型)
Battery Case(DC Type)



碱性干电池 (1号电池 1.5V) (X4) (DC型)
Alkaline Battery (D 1.5V)(4X)(DC Type)



规格 SPECIFICATIONS

型号 Type	DSE101E DSE101EH DSE101EP DSE101EPVM	DSE101K DSE101KH DSE101KP DSE101KPVM
电源 Power supply	AC AC 100~240V	DC 4节1.5V碱性1号干电池 4×D 1.5V Alkaline Batteries
感应器感应范围 Sensor detection range	250mm以内可以感知 Within 9-7/8" (Within 250mm) (根据所安装的洗面器而自动设定感知距离; 通电后几分钟内自动设定感知距离, 在250mm内可感知。) (Sensing distance is set automatically according to the installed wash basin)	
使用环境温度 Ambient temperature	32~104°F (1~40°C)	
使用环境湿度 Humidity	Max. 90% RH	
皂液吐出量 Soap volume	0.03-0.04 oz (0.8~1.2ml)	
适用皂液粘度 Suiable for soap viscosity	1~3000mPa·s	
皂液箱容量 Tank capacity	50 oz (1500ml)	
净重 (kg) Net weight	见包装箱上的标签	见包装箱上的标签
毛重 (kg) Gross weight	见包装箱上的标签	见包装箱上的标签
外箱尺寸 (长×宽×高) Packaging dimension (Length×Width×Height)	见包装箱上的标签	
用途 Applications	公共场所及普通住宅洗脸间用 For washrooms of public areas and conventional residential housing	
适配器 Adaptor	HK-C809-A06 (DSE101E)	GPBSW0601500WD00 (DSE101EH/DSE101EP/DSE101EPVM)
输入 Input	100-240V~ 50/60Hz	
输出 Output	DC 6.0V, 1500mA	
请规范安装此 AC-DC适配器 This AC-DC Adaptor shall be installed and operated according the following specification.	<ul style="list-style-type: none"> ● 电源应设置在干燥的地方, 防止电源潮湿 The power supply shall be operated in dry locations. Protect from moisture. ● 输出功率不得超过额定功率 The power supply shall be operated in dry locations. Protect from moisture. ● 此AC-DC适配器最高可在40摄氏度的环境下工作 This AC-DC Adaptor can be operated at a maximum ambient temperature 40 degree C. ● AC-DC适配器(GPBSW0601500WD00)符合标准: IEC61558-2-16-2009 This AC-DC Adaptor (GPBSW0601500WD00) complies with standard IEC61558-2-16-2009. 	

要求 REQUESTS

如果您需要废弃本产品, 请勿将其作为一般生活垃圾处理。请依照法规经由独立的回收体系进行合适的处理、恢复和回收。

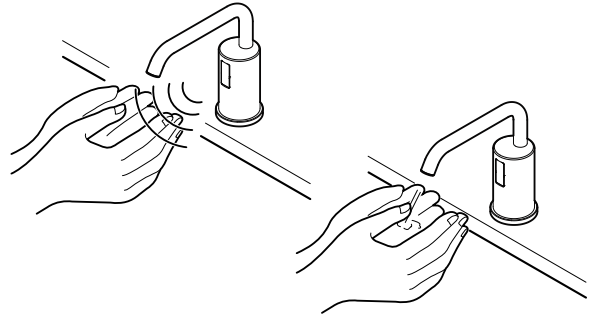
If you need to discard this product, please don't use it as a general life garbage disposal. Please in accordance with the laws and regulations by the recycling system of independent proper treatment, recovery and recycling.

使用方法 HOW TO USE THIS PRODUCT

将手靠近吐皂口。

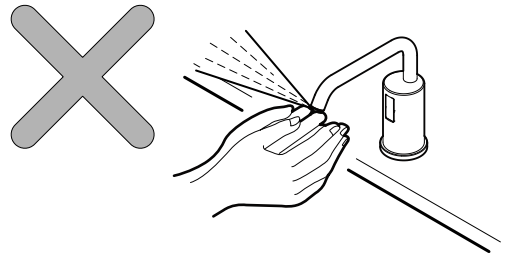
Place hands under spout.

- 皂液会自动适量吐出。
- Proper amount of soap is dispensed automatically.



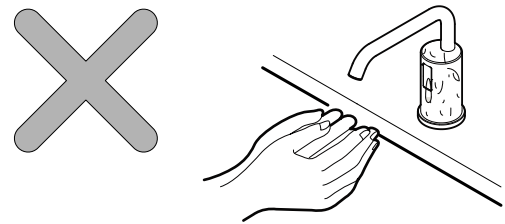
警告：请不要堵住吐皂口。
否则皂液可能会乱喷。

Caution: Please do not obstruct the spout opening.
The soap might go flying off in an unexpected direction.

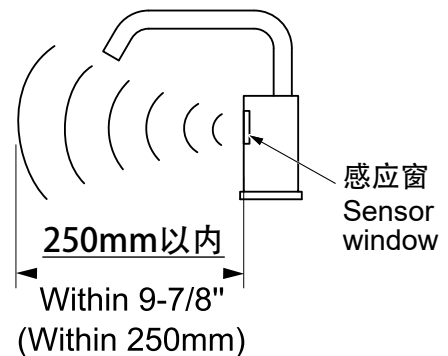


警告：请不要将皂液涂在吐皂口上。
如果感应器弄脏后，可能导致吐皂口故障。

Caution: Please do not put liquid soap on the spout. If the sensor gets dirty, it could cause malfunction.



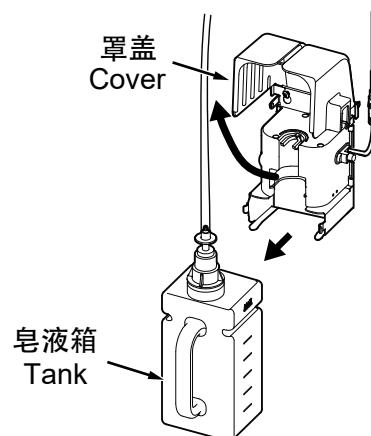
感应器的感知距离是250mm以内。
Sensor sensing range is within 9-7/8"
(Within 250mm).



补充皂液 REFILLING THE SOAP

1. 打开罩盖。
1. Open the cover.

2. 将皂液箱移出。
2. Remove the tank from the controller.



3. 将泵移出。
3. Remove pump unit from the tank.
4. 将皂液缓缓倒入皂液箱
4. Slowly pour liquid soap into the tank.

注意：补充皂液时，请清洁皂液箱。

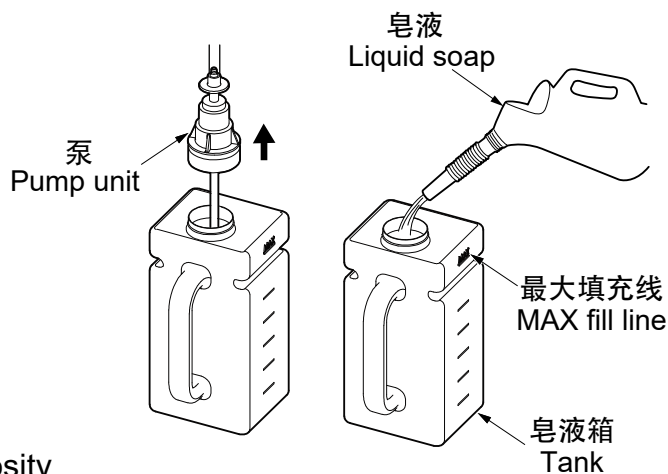
注意：请不要超出最大填充线。

注意：请使用TOTO指定皂液粘度。

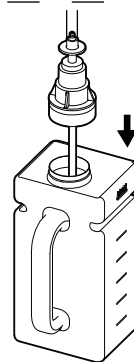
NOTE: Clean container before refilling.

NOTE: Fill the tank up to MAX fill line.

NOTE: Use only TOTO approved soap viscosity.



5. 将泵向下插入皂液箱直至其卡到位。
5. Replace the pump by pushing it down firmly over the tank opening until it snaps in place.

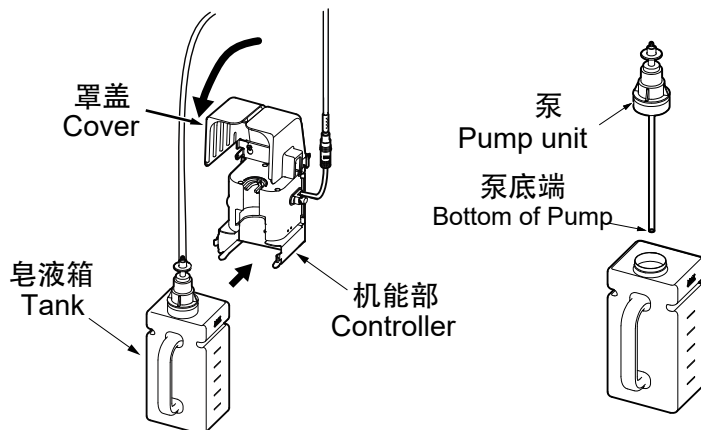


6. 将皂液箱装入机能部。
6. Mount the tank to the controller.

7. 合上罩盖。
7. Close the cover.

8. 在皂液吐出之前，请将手保持放在吐皂口下方。吐皂口会连续吐皂10次，以排出补充皂液时皂液软管内的空气。

8. Purge the line by holding hands under spout until soap is discharged. Dispenser can be actuated up to ten times consecutively while holding hands under the spout immediately after refilling.



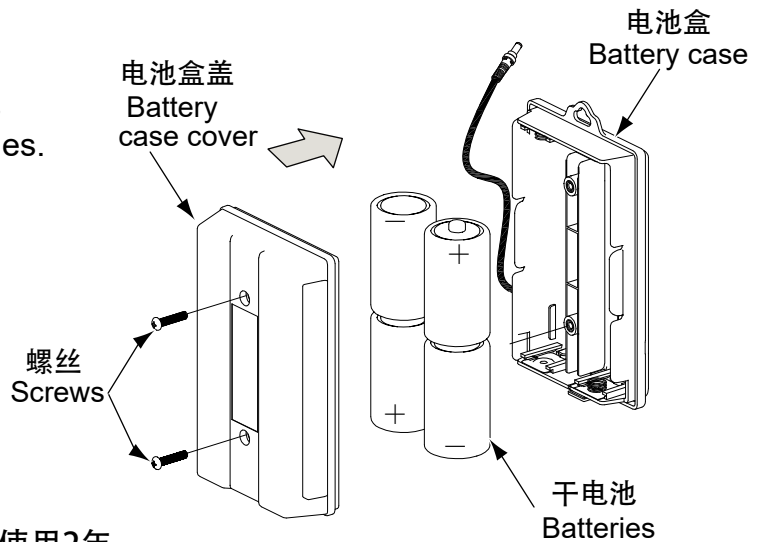
更换电池 [DC型] REPLACING THE BATTERY [DC Type]

1. 打开电池盒盖。
1. Remove cover of battery case.
2. 装入4节碱性干电池（1号电池 1.5V）。
2. Install four (4) D size alkaline batteries.

注意：请确认电池的极性。
NOTE: Make sure the batteries are installed in correct orientation (polarity).

3. 盖上电池盒盖。
3. Replace battery case cover.
4. 拧紧螺丝。
4. Tighten screws.

- 干电池的标准寿命为2000回/月，约使用2年。
- The standard life cycle time is 2 years, based on average use 2000 times/month.



保养和清洁 CARE AND CLEANING

● 轻微脏污清洗时 ● For Light Cleaning

请将浸透冷水或温水的软布拧干，擦去吐皂口和感应窗上的污迹。

Wipe away any debris adhering to the spout or sensor.

● 较重脏污清洗时 ● For Heavy-Duty Cleaning

请用浸有适量的、已稀释的中性洗涤剂的软布擦去污迹，然后再用清水擦拭。

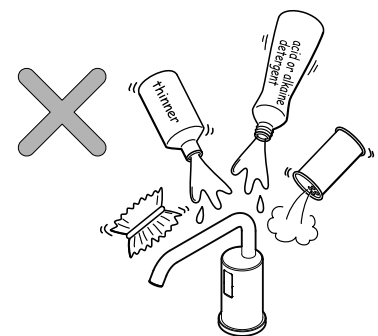
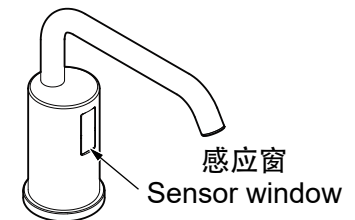
Wipe away debris with a damp cloth containing a suitable amount of a neutral, dishwashing detergent. Then wipe clean with a damp cloth.

- 在擦拭感应窗周围时，请小心不要伤及感应窗表面。
When cleaning around the sensor, please be careful not to scratch the surface of the sensor window.

- 请不要使用可能损伤吐皂口的洗涤剂。
Do not use detergent that might hurt the surface of spout.

例如：These include:

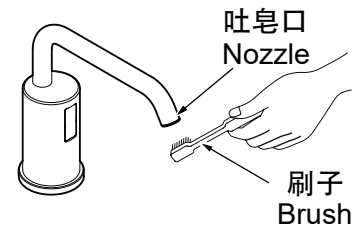
- 酸性洗涤剂、氯系漂白剂、碱性洗涤剂
Detergents containing acid, chlorine bleach or alkali.
- 含有磨砂颗粒的洗涤剂，如抛光粉
Detergents that are coarse granules in nature, such as polishing powder.
- 稀释剂如油漆或含苯稀释剂
Solvents such as paint thinner or benzene.
- 研磨器具，如尼龙刷子、钢丝球等
Abrasive aids such as nylon scrubbers/brushes, steel wool, etc.



● 清洗吐皂口时 ● For Nozzle Cleaning

- 请用柔软的刷子刷去脏污。

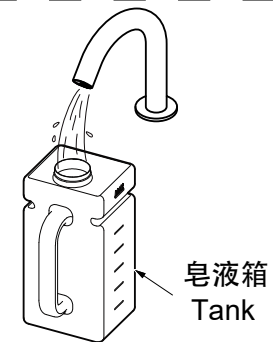
Clean the nozzle with a soft brush to remove any dirt from the screen.



● 皂液箱清洗时 For Tank Cleaning

请用清水冲洗皂液箱。

Wash tank out with water to keep it clean.

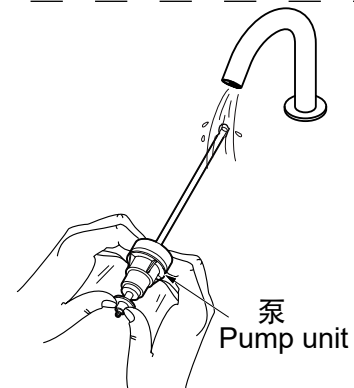


● 泵清洁时 For Pump Unit Cleaning

如果泵管被皂液堵塞或引起皂液倒流。

请用清水边冲洗边按压泵。

If the pump sticks or backflow occurs, wash pump unit with water while holding upside down and manually squeeze pump several times.



定期维护 PERIODIC MAINTENANCE

● 每月一次 Once a month:

- 1.请检查所有的接口部分是否有漏液的迹象。
1.Check all tube connections for any signs of leakage.
- 2.请擦去AC适配器上的灰尘。(仅AC型)
2.Wipe away any dust on AC adapter [AC type only] .

● 每年二次 Twice a year:

- 1.请检查所有的连接部位，并根据需要拧紧。
1.Check all fixed connections and tighten as needed.

长期不使用时 LONG-TERM SUSPENSION OF USE

如果长时间不使用时，请按以下方法清理皂液。 If there will be long periods of time where the dispenser will not be used, remove all soap from dispenser using the following method.

- 1.将皂液倒出并用清水清洗皂液箱。
1.Remove soap from tank and wash tank out with water.
- 2.在皂液箱内注入清水后安装好。
2.Fill the tank with water and set up the dispenser as usual.
- 3.将手靠近吐皂口直到皂液吐完。
3.Flush the line with water by activating dispenser until no soap comes out from spout . Refill water if necessary.
- 4.将皂液箱内的水倒出并使其干燥。
4.Discard any water left in tank and allow tank to dry.
- 5.将皂液箱装回机能部。
5.Place the tank back into the controller.
- 6.切断电源。
6.Disconnect the power supply until use resumes.

- 下列情况并不是故障。委托进行修理之前，请检查以下项目。如果依然不能恢复正常，敬请垂询为您安装的安装公司、销售商或者营业所，详情，请见售后服务(见封底)。

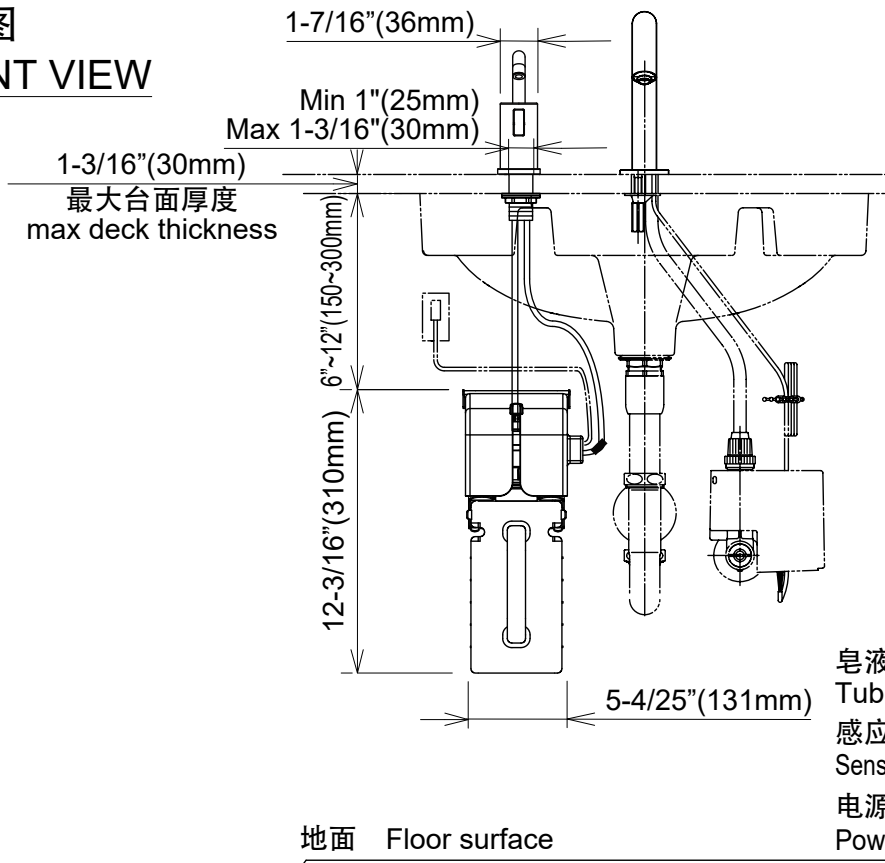
The following conditions are not faults. Before asking for repair, please check the following items. If the product still cannot operate normally, please consult your installer, seller or sales office. For details, please see after-sales service.

故障分析 TROUBLESHOOTING

现象 Problem	请您检查 Operating	原因 Cause	处理方法 Solution
不吐皂液 No soap comes out	绿色灯闪烁 Green LED flashing	缺少皂液。 Soap is low	补充皂液。 Fill tank with liquid soap.
	红色灯闪烁 Red LED flashing	电池电量低。 Battery is low	更换电池。 Replace batteries.
	绿色灯亮 Green LED solid on	泵被粘住了。 Pump is sticking	清洗泵。 Clean the pump unit.
	-	感应窗较脏。 Sensor window is dirty	清洗感应窗。 Clean sensor window.
	-	感应器连接线断开。 Sensor cable is disconnected	连接感应器连接线。 Connect cable.
	-	感应窗前有障碍物。 There is an obstruction in front of sensor window	移开障碍物。 Remove the obstruction.
	-	电源线 (AC适配器或电池盒) 断开了。 Power supply (AC adapter or battery box) is disconnected	连接电源线。 Connect cable.
	-	皂液软管断开了。 Tube is disconnected	连接皂液软管。 Connect tube.
吐皂不止 Soap won't stop running	-	感应窗较脏。 Sensor window is dirty	清洗感应窗。 Clean sensor window.
	-	感应窗前有障碍物。 There is an obstruction in front of sensor window	移开障碍物。 Remove the obstruction.
	-	皂液粘度高。 High soap concentration.	清洗泵。 Clean the pump unit. 稀释皂液。 Diluted soap.
皂液意外吐出 Soap comes out unexpectedly	-	感应窗较脏。 Sensor window is dirty	清洗感应窗。 Clean sensor window.
	-	在不使用的情况下，48小时后，产品会自动吐皂以防止堵塞。 Soap will be automatic dispersed after 48 hours of non-usage to prevent clogging.	
皂液吐出量少 Amount of dispensed soap is small	-	泵故障了。 Pump is not working correctly	清洗泵。 Clean the pump unit.

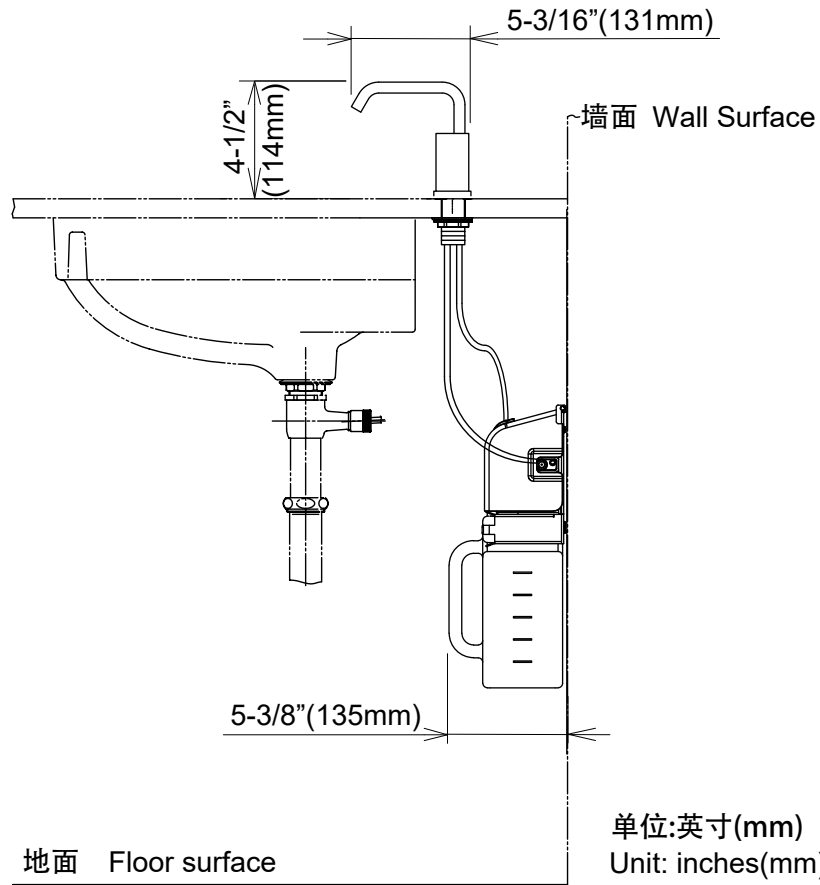
完成图 ROUGH - IN DIMENSIONS

前视图
FRONT VIEW



皂液软管长度
Tube length: $17-3/4"$ (450mm)
感应器连接线长度
Sensor cable length: $19-3/4"$ (500mm)
电源线长度
Power cord length: $59"$ (1500mm)

侧视图
SIDE VIEW



单位:英寸(mm)
Unit: inches(mm)

■ 产品中的有害物质的名称及含有量

产品中有害物质相关信息，请扫描下方二维码。

The name of the product and the content of harmful substances



<https://www.toto.com.cn/rohs/tat/asd1.html>

TOTO

保证书

用 户	
销售安装店	
安 装 日	
保 修 期	自安装日起1年内

*若上栏内容未记全，该保证书将视为无效。因此请用户购买时对记入内容进行确认。

*本保证书中的保修项目仅限于保证书中所约束的免费维修项目进行维修。

*在保修期间，若产品发生故障（漏水、渗漏），请用户向销售店或安装店出示本保证书及购买发票、提出修理要求。

维修规定

- 1.保修期间，在用户正确按安装说明书、不干贴等指示，使用本公司产品的情况下，本公司将对有故障产品进行免费维修。
- 2.在保修期内发生损坏需要得到免费维修时，请拨打全国售后服务电话进行报修。
- 3.因为馈赠品而无法在本保证书上记载销售安装店名，而要求修理时，请跟本公司相关单位联络。
- 4.在保修期内，下面所列场合的维修为有偿维修。
 - ① 使用不当或私自进行的不当修理及改造所造成的故障及损伤。
 - ② 安装施工时的不注意或过失造成的故障及损伤。
 - ③ 安装后又拆移等原因造成的故障及损伤。
 - ④ 超出使用范围以外的场合下使用本产品所造成的故障及损伤（如家用商品作为业务上商品使用）。
 - ⑤ 沙粒或污物等造成的损伤。
 - ⑥ 由于日常的维护保养不当造成的肮脏、电镀部分生锈等不良。
 - ⑦ 由于火灾、地震、水灾、雷击及其他天灾、公害、气害（液化气）、盐害及异常电压、使用指定外的电源（电压、频率）等原因造成的故障及损伤。
 - ⑧ 一般场所以外(如业务上的需要长时间的使用，或装设在车辆船舶上)使用所导致的故障及损伤。
 - ⑨ 本保证书没有指定的场合。
 - ⑩ 本保证书中用户姓名、销售店、安装店、安装日期未填写的场合。
 - ⑪ 不能出示购买发票的场合。
 - ⑫ 由结冰引起的故障。
- 5.本保证书只在中国境内有效。（香港、澳门、台湾地区除外）
- 6.保证书丢失不补，请顾客妥善保管。

WARRANTY

LIMITED ONE YEAR WARRANTY

1. TOTO warrants its products to be free from manufacturing defects under normal use and service for a period of one (1) year from the date of purchase. This warranty is extended only to the ORIGINAL PURCHASER.
2. TOTO's obligations under this warranty are limited to repair or replacement, at TOTO's option, of products or parts found to be defective, provided that such products were properly installed and used in accordance with the INSTRUCTION MANUAL. TOTO reserves the right to make such inspections as may be necessary in order to determine the cause of the defect. TOTO will not charge for the labor or parts in connection with warranty repairs or replacements. TOTO is not responsible for the cost of removal, return and/or reinstallation of products.
3. This warranty does not apply to the following items:
 - a) Damage or loss sustained in a natural calamity such as fire, earthquake, flood, thunder, electrical storm, etc.
 - b) Damage or loss resulting from any unreasonable use, misuse, abuse, negligence, or improper maintenance of the product.
 - c) Damage or loss resulting from removal, improper repair or modification of the product.
 - d) Damage or loss resulting from sediments or foreign matter contained in a water system.
 - e) Damage or loss resulting from improper installation or from installation of a unit in a harsh and/or hazardous environment.
4. This warranty gives you specific legal rights. You may have other rights which may vary from Country to Country.
5. To obtain warranty repair service under this warranty, you must take the product or deliver it prepaid to a TOTO service facility together with a letter stating the problem, or contact with a TOTO distributor or products service contractor, or write directly to TOTO sales office. If, because of the size of the product or nature of the defect, the product cannot be returned to TOTO, receipt by TOTO of written notice of the defect shall constitute delivery. In such case, TOTO may choose to repair the product at the purchaser's location or pay to transport the product to a service facility.

THIS WRITTEN WARRANTY IS THE ONLY WARRANTY MADE BY TOTO. REPAIR OR REPLACEMENT AS PROVIDED UNDER THIS WARRANTY SHALL BE THE EXCLUSIVE REMEDY AVAILABLE TO THE PURCHASER, TOTO SHALL NOT BE RESPONSIBLE FOR LOSS OF USE OF THE PRODUCT OR FOR OTHER INCIDENTAL, SPECIAL OR CONSEQUENTIAL DAMAGES OR EXPENSES INCURRED BY PURCHASER, OR FOR LABOR OR OTHER COSTS DUE TO INSTALLATION OR REMOVAL, OR COSTS OF REPAIRS BY OTHERS, OR FOR ANY OTHER EXPENSE NOT SPECIFICALLY STATED ABOVE. EXCEPT TO THE EXTENT PROHIBITED BY APPLICABLE LAW, ANY IMPLIED WARRANTIES, INCLUDING THAT OF MERCHANTABILITY OR FITNESS FOR USE, ARE EXPRESSLY LIMITED TO THE DURATION OF THIS WARRANTY. SOME STATES DO NOT ALLOW LIMITATIONS ON HOW LONG AN IMPLIED WARRANTY LASTS, OR THE EXCLUSION OR LIMITATION OF INCIDENTAL OR CONSEQUENTIAL DAMAGES, SO THE ABOVE LIMITATION AND EXCLUSION MAY NOT APPLY TO YOU.

TOTO ASIA OCEANIA PTE. LTD.
10, Eunost Road 8, #12-07,
Singapore Post Centre.
Singapore 408600.
Phone : +65-6744-6955
Fax : +65-6841-0819
<http://asia.toto.com/>

TOTO ASIA OCEANIA PTE. LTD.
Middle East Branch
LOB19-1701-1702, Jebel Ali Free Zone,
P.O. box 261804,
Dubai U.A.E.
Phone : +971-4-886-5983
Fax : +971-4-886-5986
<http://asia.toto.com/>

TOTO ASIA OCEANIA PTE. LTD.
Manila Representative Office.
Unit 1010, 10th Floor Rufino Building,
Ayala Avenue cor.V.A. Rufina Street,
Makati City, 1226 Philippines.
Phone : +63-2-887-6643
Fax : +63-2-887-4084
<http://asia.toto.com/>

TOTO LTD.
Bangkok Representative Office.
G & 7th FL., Q House Ploenjit Building,
598 Ploenchit Rd., Lumpini, Pathumwan,
Bangkok, 10330, Thailand.
Phone : +66-2-650-9925
Fax : +66-2-650-9923
<http://www.totobkk.com/>

TOTO INDIA INDUSTRIES PVT. LTD LLTD
101, Kamla Executive Park, Opp. Vazir
Glass Works, Off. Andheri Kurla Road, Road, Kurla Road,
Andheri (East), Mumbai 400 059,
India.
Phone : +91-22-4022-3717/3718
Fax : +91-22-4022-3719
<http://asia.toto.com/>

TOTO VIETNAM CO., LTD
R. 810, Daeha Business Center,
360 Kim Ma Str., Ba Dinh Dist.,
Ha Noi, Vietnam.
Phone : +84-4-37714354
Fax : +84-4-37714355
<http://www.toto.com.vn/>

TOTO®

WARRANTY

1. TOTO warrants its products to be free from manufacturing defects under normal use and service for a period of one(1) years from the date of purchase. This warranty is extended only to the ORIGINAL PURCHASER.
2. TOTO's obligations under this warranty are limited to repair or replacement, at TOTO's option, of products or parts found to be defective, provided that such products were properly installed and used in accordance with OWNERS MANUAL. TOTO reserves the right to make such inspection as may be necessary in order to determine the cause of the defect. TOTO will not charge for labor or parts in connection with warranty repair or replacement. TOTO is net responsible for the cost of removal, return and/or reinstallation of products.
3. This warranty does not apply to the following items:
 - a) Damage or loss sustained in a natural calamity such as fire, earthquake ,flood, thunder, electrical storm, etc.
 - b) Damage or loss resulting from any unreasonable use, misuse, abuse, negligence, or improper maintenance of the product.
 - c) Damage or loss resulting from removal, improper repair, or modification of the product.
 - d) Damage or loss resulting from sediments or foreign matter contained in a water system.
 - e) Damage or loss resulting from improper installation or from installation of a unit in a harsh and/or Hazardous environment.
 - f) Damage or loss resulting from acts of animals such as mice and insects.
 - g) Damage or loss resulting from a use of abnormal power supply.
 - h) Damage or loss resulting from abrasion of consumable supplies.
 - i) Damage or loss resulting from frost.
4. This warranty gives you specific legal rights.
5. To obtain warranty repair service under this warranty, you must take the product or deliver it prepaid to a TOTO service facility together with a letter stating the problem, or contact a TOTO distributor. If, because of the size of the product or nature of the defect, returned to TOTO, receipt by TOTO of written notice of the defect shall constitute delivery. In such case, TOTO may choose to repair the product at the purchasers location or pay to transport the product to a service facility.

THIS WRITTEN WARRANTY IS THE ONLY WARRANTY MADE BY TOTO. REPAIR OR REPLACEMENT AS PROVIDED UNDER THIS WARRANTY SHALL BE THE EXCLUSIVE REMEDY AVAILABLE TO THE PURCHASER. TOTO SHALL NOT BE RESPONSIBLE FOR LOSS OF USE OF THE PRODUCT OR FOR OTHER INCIDENTAL, SPECIAL OR CONSEQUENTIAL DAMAGES OR EXPENSES INCURRED BY PURCHASER, OR FOR LABOR OR OTHER COSTS DUE TO INSTALLATION OR REMOVAL, OR COSTS OF REPAIRS BY OTHERS, OR FOR ANY OTHER EXPENSE NOT SPECIFICALLY STATED ABOVE. EXCEPT TO THE EXTENT PROHIBITED BY APPLICABLE LAW, ANY IMPLIED WARRANTIES, INCLUDING THAT OF MERCHANTABILITY OR FITNESS FOR USE, ARE EXPRESSLY LIMITED TO THE DURATION OF THIS WARRANTY.

TOTO®

TOTO(CHINA) CO.,LTD.

RM2727 SOUTH TOWER BEIJING KERRY

CENTER 1 GUANG HUA ROAD CHAOYANG DISTRICT BEIJING, 100020 P.R.C.

Phone 86-10-8529-8600

Fax 86-10-85298610

Free Telephone Number in China for after-market service 800 820 9787

TOTO

检查合格证

产品型号：见包装箱上的标签

产品名称：见包装箱上的标签

生产日期：见包装箱上的标签

检印	
----	--

组装工厂：东陶机器（广州）有限公司

厂 址：广州市番禺区南村镇兴南大道715号

东陶(中国)有限公司

全国售后服务电话：800-820-9787(固定电话)

400-820-9787(手机用户)



扫描二维码，
服务预约，方便快捷

销售商：东陶(中国)有限公司

地 址：北京市朝阳区光华路1号 北京嘉里中心北楼1915室

网 址：www.toto.com.cn