

TOTO

检查合格证

产品型号：见包装箱上的标签

产品名称：见包装箱上的标签

生产日期：见包装箱上的标签

检印	合格
----	----

组装工厂：东陶机器（广州）有限公司

厂 址：广州市番禺区南村镇兴南大道715号

东陶(中国)有限公司

全国售后服务电话：800-820-9787(固定电话)
400-820-9787(手机用户)



扫描二维码，
服务预约，方便快捷

销售商：东陶(中国)有限公司

地 址：北京市朝阳区光华路1号 北京嘉里中心北楼1915室

网 址：www.toto.com.cn

使用说明书

User Manual

使用产品前请仔细阅读本使用说明书，并保留备用。

Before using the product, please read the User Manual carefully and keep it for future reference.

TOTO

0G277G(C)
2023.05

目录

目 录

目录.....	1
明细单.....	2-3
使用条件与使用上的注意.....	4
使用上的注意与保养.....	5
产品示意图.....	6
拆卸与检查.....	7
保证书.....	8

明细单

TOTO Asia Oceania Pte. Ltd.

Telephone: 65-6744-6955

FAX: 65-6841-0819

Address: 10 Eunos Road 8 #12-07 Singapore Post Centre

Singapore 408600

Website: asia.toto.com

TOTO KOREA LTD.

전화번호 : (02)-3141-8236

FAX 번호 : (02)-3141-8240

주소 : 서울시 마포구 상수동 351-16번지 로이코빌딩 3층

홈페이지 : <https://kr.toto.com/>

明细单

埋墙本体部	1套
吐水本体部	1套
手柄部	1套
固定接手	1个
装饰盖（大孔）	1个
装饰盖（小孔）	1个
螺钉	2个
吐水口治具	1个
防水布	2个
施工说明书	1本
使用说明书	1本

明细单

使用此明细单的产品包括:

- TLS01309* 铜合金壁式单柄双控暗装洗面器水嘴
- TLS01310* 铜合金壁式单柄双控暗装洗面器水嘴
- TLS02307* 铜合金壁式单柄双控暗装洗面器水嘴
- TLS02308* 铜合金壁式单柄双控暗装洗面器水嘴
- TLS03307* 铜合金壁式单柄双控暗装洗面器水嘴
- TLS03308* 铜合金壁式单柄双控暗装洗面器水嘴
- TLS04308* 铜合金壁式单柄双控暗装洗面器水嘴
- TLS04309* 铜合金壁式单柄双控暗装洗面器水嘴

Guarantee

User	
Sales shop or installation shop	
Date of buying	
Warranty period	The body and valve spool warranty is valid for 5 years from the date of purchase, and the remaining parts are warranted for 1 year.

- * If the contents in the above column are not complete, the product warranty card shall be deemed as invalid. Therefore, user should confirm the contents put in at the time of buying.
- * The items covered in this product warranty card are only limited to repair to those free repair items as agreed in the product warranty card.
- * During the warranty period, if any failure occurs to the product (water leakage, seepage), please call after sale service to request repairs.

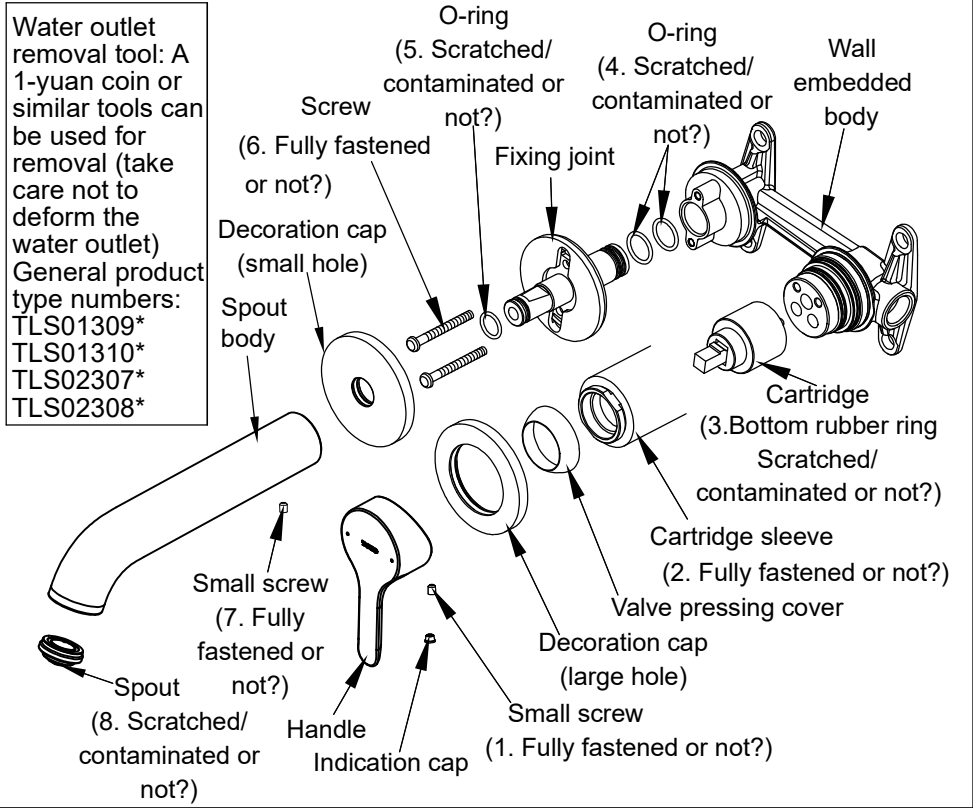
Repair Regulations

1. During the warranty period, if the user uses the products of the company correctly according to relevant instructions, adhesive labels, the company will provide free repair to any faulty product.
2. When any free repair is required due to damage within the warranty period, please call after sale service to request repairs.
3. Within the warranty period, the repair in the following occasions is paid repair.
 - ① Any failure and damage due to any improper use or any improper repair and modification conducted privately.
 - ② Any failure and damage resulting from any carelessness or fault in installation construction.
 - ③ Any failure and damage attributed to such reasons as removal for relocation after installation, etc.
 - ④ Any failure and damage due to using this product in occasions beyond the specified scope of use (for example, home commodity is used for any business purpose).
 - ⑤ Any damage caused by sand grains or dirt, etc.
 - ⑥ Such adverse results as dirtiness, plating part rusting, etc. attributed to improper daily maintenance and care.
 - ⑦ Any failure and damage due to fire, earthquake, flood, lightning strike and other natural disasters, public nuisances, gas damage (liquefied gas), salt damage and abnormal voltage, use of any power supply (voltage, frequency) other than the specified ones, etc.
 - ⑧ The occasions not specified in this warranty.
 - ⑨ The occasion in which the user name, sales shop, installation shop or buying date is not filled in.
 - ⑩ No buying invoice can be presented.
 - ⑪ Failure caused by frost damage.
4. The warranty is valid within the territory of the People's Republic of China, excluding Hongkong, Macao and Taiwan.
5. This product warranty card shall not be reissued when being lost. Customers are requested to keep it properly.

Dismantle and Inspection

Phenomenon	Inspecting items
Small water flow	3、8
Water leakage	2、3、4、5、7、8
Wobbling handle	1、2
Wobbling spoutbody	6、7

In case of any fault occurring after installation, please disassemble the product as shown below.
TLS01309* series are used as an example. (To dismount a component which is not dismantled in the drawing, please contact the after-sales service staff for more information.)



使用条件与使用上的注意

使用条件

- 1. 供冷水*热水压力:
最低压力.....0.05MPa (流动压)
最高压力.....1.0MPa (静压)
推荐使用压力.....0.1-0.5MPa (流动压)
检测压力.....1.6MPa (静压)
- 2. 供水温度在4℃~90℃, 建议使用热水温度60℃, 供热水请勿使用蒸汽。
- 3. 使用环境温度0℃以上。如果低于0℃, 水嘴会出现变形、冻裂等现象。
- 4. 长时间不使用时, 可能导致水嘴内部及外部锈蚀不能使用等现象。
- 5. 如果您需要废弃本产品, 请勿将其作为一般生活垃圾处理, 请依照法规经由独立的回收体系进行合适的处理、恢复和回收。
- 6. 本说明书中的产品具有清洗功能。

使用上的注意

警告 表示如果无视此标志而误操作时,有可能造成人员重伤或死亡。

注意 表示如果无视此标志而误操作时,有可能造成人身伤害或财产损失。

警告

- 1. 幼儿禁止使用或幼儿需要由成年人监护使用、老人和残障人士等特殊群体应在有行动能力人员陪同下使用。
- 2. 水嘴的供热水一侧处于高温状态, 请勿使皮肤直接接触五金配件表面, 否则可能会烫伤。
- 3. 请勿配反冷*热水配管, 否则可能会烫伤。
- 4. 供热水请勿使用蒸汽, 否则可能会烫伤。

使用上的注意与保养

⚠ 注意

- 1.由于陶瓷阀芯是较精密的部件，请勿擅自分解，否则可能会造成漏水等不良。
- 2.请勿撞击本产品，否则可能会造成故障、漏水。
- 3.必须使用中性洗涤剂清洗，中性以外的洗涤剂会破坏镀层或使表面变色。
- 4.不得使用酸性洗涤剂和去污粉、抛光粉等含粗颗粒的洗涤剂和尼龙刷，否则可能会破坏镀层等。
- 5.可使用软布擦拭或用机油或车用蜡浸布擦拭，但请勿接触树脂部件，否则可能失去光泽和产生锈蚀。
- 6.建议不要长时间不使用，否则可能会导致水嘴内部以及外部锈蚀不能使用等现象。
- 7.随着产品式样的不断更新，实物存在与图示不符的情况，但基本安装、使用原理相同。
- 8.在可能结冰的场所使用时，要切实做好防冻措施。
由于结冰，零件破损，有可能导致漏水，造成财产损失。因结冰而造成的破损即使在保修期内也是有偿修理。请不要让产品的温度低于0℃。

防冻措施

在可能结冰的场所使用时，要切实做好防冻措施。

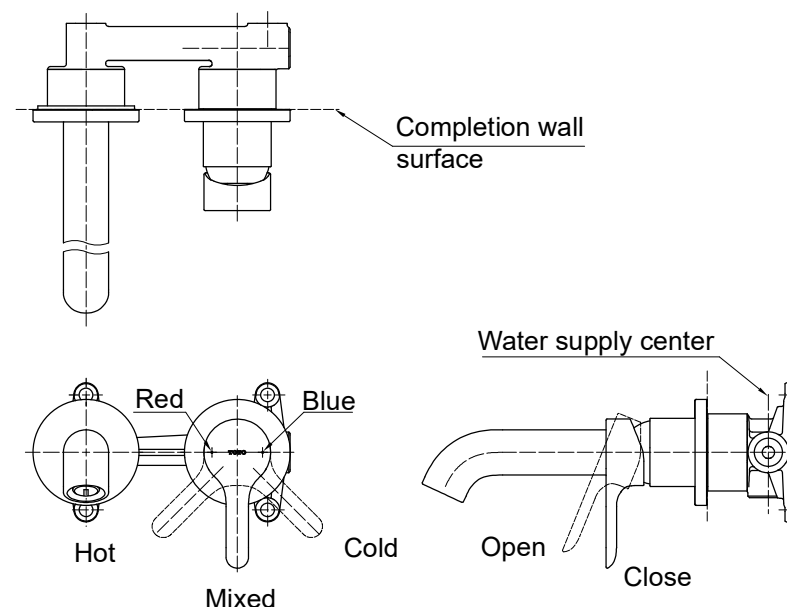
- 1.产品结冰的话零件损坏，成为漏水的原因。
- 2.因结冰造成的零件损坏即使在保修期内也是有偿修理。
- 3.施工完了后或长时间不使用时，要有预防突然降温的准备，要对产品进行结冰预防。
- 4.因为有结冰的危险，请不要让产品周围的温度在0℃以下。

保养

为长期保持产品的美观，请用户按以下方法维护保养。

- 1.经常用软布擦拭或用软布蘸水擦拭。
- 2.当有污垢且比较明显时，请用中性洗涤剂擦拭后充分进行水洗。

Product schematic diagram



Attentions in use and maintenance

Attentions

1. As the ceramic spool is a precise component, do not dismantle it without authorization. Otherwise, such poor conditions as water leakage, etc. may be caused.
2. Do not impact the product. Otherwise, failure, water leakage may occur.
3. It is imperative to use a neutral detergent in cleaning. Other detergents than a neutral one may damage the plating coat or make the surface discolor.
4. Do not use any such detergent as acidic detergent and abturgent, polishing powder, etc. containing thick particles and nylon brush. Otherwise, the plating coat may be damaged, etc.
5. It is allowed to use a piece of soft cloth to wipe or use from time to time a piece of cloth immersed in machine oil or vehicle wax to wipe. However, do not contact with resin components. Otherwise, they may lose the gloss and become rusty.
6. It is suggested not to leave it unused for a long time. Otherwise, this may lead to internal and external rust to water nozzle to such a degree that it cannot be used any more, etc.
7. With the product design being updated constantly, the physical object may not coincide with the figure. However, the basic principle for installation, use is the same.
8. When using in places where frost damage may occur, anti-freezing measures must be taken.
The parts will be damaged due to frost damage, which may cause water leakage and property loss. Damages caused by frost damage are repaired for a fee even during the warranty period. Please ensure that the ambient temperature of the product is always above 0°C.

Anti-freezing measures

When using in places where frost damage may occur, anti-freezing measures must be taken.

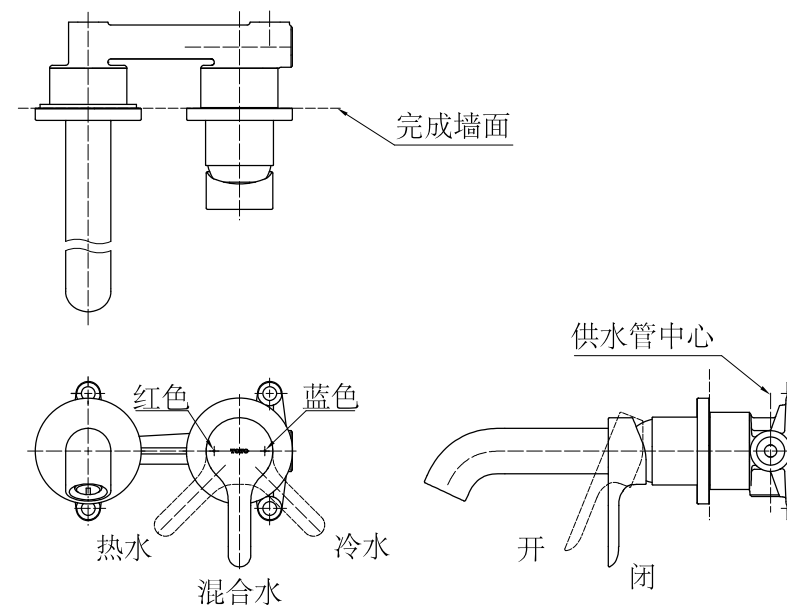
1. The parts will be damaged due to frost damage, which may cause water leakage.
2. Damaged parts caused by frost damage are repaired for a fee even during the warranty period.
3. After the construction is completed or when it is not used for a long time, prepare to prevent sudden drop of temperature and prevent the product from frost damage.
4. Because of the risk of frost damage, please ensure that the ambient temperature of the product is always above 0°C.

Maintenance

To maintain a beautiful appearance of the product, the user is requested to conduct maintenance and care in the following method.

1. Wipe with a piece of soft cloth frequently and use a piece of soft cloth dipped in water to wipe from time to time.
2. When dirt exists obviously, please use water to wash sufficiently after wiping with a neutral detergent.

产品示意图



拆卸与检查

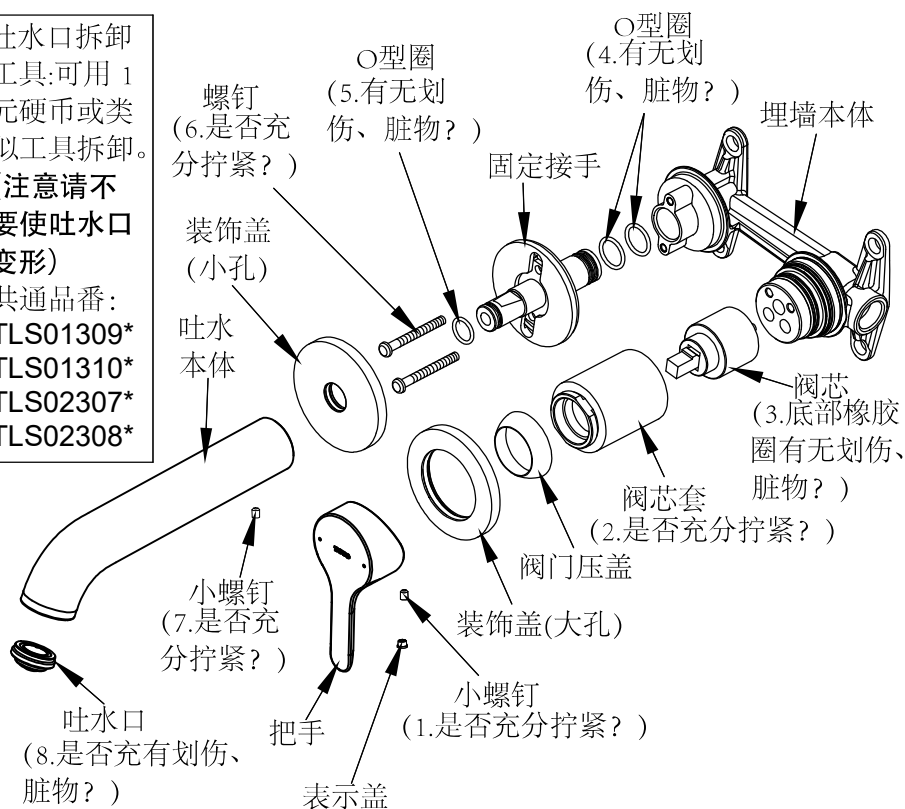
现 象	检查项目
水流量小	3、8
漏 水	2、3、4、5、7、8
手柄晃动	1、2
吐水本体晃动	6、7

安装后万一出现故障，请按以下要领拆卸。

图示为TLS01309*系列（此图内未拆分的零部件，需要拆卸的情况下，请联络售后服务人员进行拆卸）

吐水口拆卸
工具:可用 1
元硬币或类
似工具拆卸。
(注意请不
要使吐水口
变形)

共通品番：
 TLS01309*
 TLS01310*
 TLS02307*
 TLS02308*





Use condition and attentions

Use condition

1. Cold water supply*hot water supply pressure
 Minimum pressure 0.05MPa (flow pressure)
 Maximum pressure 1.0MPa (static pressure)
 Recommended Operating pressure 0.1 ~ 0.5MPa (flow pressure)
 Test pressure 0.4MPa (static pressure)
2. The temperature for water supply is 4~90°C. It is recommended to use hot water temperature of 60°C, Do not use steam to supply hot water.
3. The ambient temperature for use is above 0°C. If the ambient temperature is lower than 0°C, the faucets will deform and crack from freezing.
4. Being out of use for a long time may result in internal and external rust to the faucets and being unable to be used.
5. If you want to scrap this product, do not treat it as you do for general household garbage. Please follow relevant statutes to have it treated, recovered and collected appropriately by an independent recovery system.
6. The product in these instructions has a cleaning function.

Attentions in using

-  Warning: it means that ignoring this mark and misoperation may cause serious personal injury and death.
-  Attention: it means that ignoring this mark and misoperation may cause personal injury or property loss.

Warning

1. Children are not allowed to use or can use only under the custody of adult. Such special groups as the aged and disabled should be accompanied by those with behavioral competence when using it.
2. The hot water supply side of the faucets is in a condition of high temperature. Do not allow skin to contact with the hardware surface directly. Otherwise, scalding may occur.
3. Do not reverse the cold*hot water pipes. Otherwise scalding may occur.
4. Do not use steam to supply hot water. Otherwise, scalding may occur.

Detailed list

Detailed list
<p>The oroducts using this detailed list include:</p> <p>TLS01309* "LB" Wall Mounted Single Lavatory Faucet (Short)</p> <p>TLS01310* "LB" Wall Mounted Single Lavatory Faucet (Long)</p> <p>TLS02307* "LN" Wall Mounted Single Lavatory Faucet (Short)</p> <p>TLS02308* "LN" Wall Mounted Single Lavatory Faucet (Long)</p> <p>TLS03307* "LC" Wall Mounted Single Lavatory Faucet (Short)</p> <p>TLS03308* "LC" Wall Mounted Single Lavatory Faucet (Long)</p> <p>TLS04308* "LF" Wall Mounted Single Lavatory Faucet (Short)</p> <p>TLS04309* "LF" Wall Mounted Single Lavatory Faucet (Long)</p>

保证书

用 户	
销售安装店	
购 买 日	
保 修 期	自购买日起本体及阀芯保修有效期5年， 其余部件保修期为1年。
<p>*若上栏内容未记全，该保证书将视为无效。因此请用户购买时对记入内容进行确认。</p> <p>*本产品保证书中的保修项目仅限于保证书中所约束的免费维修项目进行维修。</p> <p>*在保修期间，若产品发生故障（漏水、渗漏），请拨打全国售后服务电话报修。</p> <h3>维修规定</h3> <p>1.保修期间，在用户正确按说明书、不干贴等指示，使用本公司产品的情况下，本公司将对有故障产品进行免费维修。</p> <p>2.在保修期内发生损坏需要得到免费维修时，请拨打全国售后服务电话报修。</p> <p>3.在保修期内，下面所列场合的维修为有偿维修。</p> <p>① 使用不当或私自进行的不当修理及改造所造成的故障及损伤。</p> <p>② 安装施工时的不注意或过失造成的故障及损伤。</p> <p>③ 安装后又拆移等原因造成的故障及损伤。</p> <p>④ 超出使用范围以外的场合下使用本产品所造成的故障及损伤（如家庭用商品作为业务上商品使用）。</p> <p>⑤ 沙粒或污物等造成的损伤。</p> <p>⑥ 由于日常的维护保养不当造成的肮脏、电镀部分生锈等不良。</p> <p>⑦ 由于火灾、地震、水灾、雷击及其他天灾、公害、气害（液化气）、盐害及异常电压、使用指定外的电源（电压、频率）等原因造成的故障及损伤。</p> <p>⑧ 本保证书没有指定的场合。</p> <p>⑨ 本保证书中用户姓名、销售店、安装店、购买日期未填写的场合。</p> <p>⑩ 不能出示购买发票的场合。</p> <p>⑪ 由结冰引起的故障。</p> <p>4.本保证书只在中国境内有效。（香港、澳门、台湾地区除外）</p> <p>5.本保证书丢失不补，请顾客妥善保管。</p>	

Contents

Contents	
Contents	1
Detailed list.....	2-3
Use condition and attentions	4
Attentions in use and maintenance	5
Product schematic diagram	6
Dismantle and Inspection	7
Guarantee	8

Detailed list

Detailed list	
Wall embedded body part	1 set
Spout body part	1 set
Handle part.....	1 set
Fixed joint	1 set
Decoration cap (large hole).....	1 piece
Decoration cap (small hole).....	1 piece
Screw	2 pieces
Spout jig.....	1 piece
Waterproof cloth	2 pieces
Installations for construction	1 copy
Instructions for operation.....	1 copy