

TOTO

- 施工者须知
- 安装结束后，务必在保证书上填写施工者名称和安装日期，并与本使用说明书一同交给客户。
- 客户须知
- 请认真阅读本使用说明书的内容，并正确使用。
- 另外，本使用说明书附带保证书，请保留备用。

产品示意图

具有放置卷纸功能		具有放置毛巾功能				具有放置浴巾功能		具有悬挂衣物功能	
YH406系列	YH408系列	YTT406系列	YTT408系列	YT406S4系列 YT406S6系列	YT408S4系列 YT408S6系列	YTS406B系列	YTS408B系列	YRH406系列	YRH408系列

使用条件和废弃处理

1. 室内使用。
2. 如果您需要废弃本产品，请勿将其作为一般生活垃圾处理，请依照法规经由独立的回收体系进行合适的处理、恢复和回收。

安全上的注意事项（为了安全起见，务必遵守）

使用前，请认真阅读本「安全上的注意事项」的内容，并正确使用

- 阅读后，请保管在使用者随时可阅读的地方。
- 为了正确使用本产品，确保使用者或他人免受危害或财产损失，本说明书内使用各种标识。
- 各标识与意义如下：

标 识	意 义
警告	如果无视此标志而错误使用，会导致死亡或重伤的发生。
注意	如果无视此标志而错误使用，会导致人身受伤或物品损失的发生。

- 务必遵守的内容均用下列所示的标识分别进行说明。

	此标识表示「禁止」实行的内容 左图表示「禁止分解」。
	此标识表示「强制」实行的内容 左图表示「强制」。

使用上的警告・注意事项

警告	禁止	切勿悬吊或靠在产品各部位。 否则因安装不稳定使产品掉落而可能会导致人员受伤。
注意	禁止分解	除了本说明书内所记载的项目以外，绝对禁止分解。 否则因产品掉落而可能会导致人员受伤。
	禁止	关于衣钩，浴巾架，毛巾架以及毛巾环，切勿挂上除了浴衣和毛巾以外的重物。 否则因安装不稳定使产品掉落而可能会导致人员受伤。
		切勿将手纸架相关的卷筒卫生纸以外的重物挂在支撑杆上。 否则因安装不稳定使产品掉落而导致人员受伤。
	强制	务必定期（每个月一次）确认有无产品摆动或螺丝松动等的异常现象。 否则产品或其一部分可能会脱落而导致人员受伤。
		使用中发生产品摆动等的异常现象时，立即停止使用并与施工者或销售店联系，委托其进行检查。 否则产品可能会脱落而导致人员受伤。

使用手纸架上的须知

请使用外径 φ 120mm 以下、宽度114mm 以下以及纸筒内径为 φ 32至38mm 的卷筒卫生纸。

保养方法

一般保养方法

- 请将浸在水或温水中的软布拧干后擦拭产品。

污垢严重时的保养方法

- 请先掺水稀释中性洗涤剂，然后再用蘸该水(适量)的软布擦拭后再用水清洗，然后用干布将水分擦干净。

保养时的注意事项

请勿使用可能会损伤产品表面的下列物品。

- 酸性洗涤剂、碱性洗涤剂以及氯化物漂白剂
- 稀释剂、苯等的溶剂
- 清洁剂、去污粉等含有粗粒子的洗涤剂
- 尼龙刷帚、刷子等

定期检查

为了防止因老化现象引起的重大事故，并让用户能够长时间、安全以及舒适地使用本产品，请客户每个月一次执行下列所述的检查。

万一发现异常现象时，请立即与施工者或销售店联系。

检查部位		检查项目		有无异常现象		随着产品的不断老化而可预料的 具体现象如下(危害信息等)：
1	墙壁固定部	摇动产品时墙壁固定部有松动现象。		有	无	产品从墙壁脱落并掉落而导致人员受伤。
2	螺丝部	松开安装螺丝。(请参照下图)		有	无	产品或其一部分脱落并掉落而导致人员受伤。

螺丝部的检查部位

YH406系列	YH408系列	YTT406系列	YTT408系列	YT406S4系列 YT406S6系列	YT408S4系列 YT408S6系列	YTS406B系列	YTS408B系列	YRH406系列	YRH408系列

保证书

用 户	
销售安装店	
购 买 日	
保 修 期	自购买日起，保修期1年。

- * 若上栏内容未记全，该保证书将视为无效。
因此请用户购买时对记入内容进行确认。
- * 本保证书中的保修项目仅限于保证书中所约束的免费维修项目进行维修。

维修规定

1. 保修期间，在用户正确按说明书、不干贴等指示，使用本公司产品的情况下，本公司将对有故障产品进行免费维修。
2. 在保修期内发生损坏需要得到免费维修时，请持本保证书和购买发票委托安装店或销售店办理。

3. 在保修期内，下面所列场合的维修为有偿维修。
① 使用不当或私自进行的不当修理及改造所造成的故障及损伤。
② 安装施工时的不注意或过失造成的故障及损失。
③ 安装后又拆移等原因造成的故障及损失。
④ 超出使用范围以外的场合下使用本产品所造成的故障及损伤（如家庭用商品作为业务上商品使用）。
⑤ 沙粒或污物等造成的损失。
⑥ 由于日常的维护保养不当造成的肮脏、电镀部分生锈等不良。
⑦ 由于火灾、地震、水灾、雷击及其他天灾、公害、气害（液化气）、盐害及异常电压、使用指定外的电源（电压，频率）等原因造成的故障及损伤。
⑧ 本保证书没有指定的场合。
⑨ 本保证书中用户名字、销售店、安装店、购买日期未填写的场合。
⑩ 不能出示购买发票的场合。
4. 本保证书只在中国境内有效。（香港、澳门、台湾除外）
5. 本保证书丢失不补，请顾客妥善保管。

合格证

产品型号：见包装箱上的标签
产品名称：见包装箱上的标签
生产日期：见包装箱上的标签

检印	合格
----	----

组装工厂：东陶机器(广州)有限公司
厂 址：广州市番禺区南村镇兴南大道715号

东陶(中国)有限公司
销售商：东陶(中国)有限公司
地 址：北京市朝阳区光华路1号 北京嘉里中心北楼1915室
网 址：www.toto.com.cn
全国售后服务电话：800-820-9787(固定电话)
800-820-9787(手机电话)




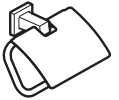




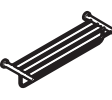


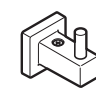
扫描二维码，
服务预约，方便快捷

To installers

When the installation is over, be sure to enter the name of your company and the date of installation in the warranty card and hand it over to the customer together with this Instruction Manual.

To customers

Read this Instruction Manual carefully in order to use the product properly.
Since this Instruction Manual includes the warranty card, store it carefully.



									
YH406	YH408	YTT406	YTT408	YT406S4 YT406S6	YT408S4 YT408S6	YTS406B	YTS408B	YRH406	YRH408



Safety Precautions (Observe the following matters for safety sake.)







Read these “Safety Precautions” carefully before use and use the product properly

- After you read this manual, store it in a place where users can refer to it at any time.
- In this Instruction Manual, various indications are used to ensure the product is used properly and to prevent risk to you and other people, and damage to property. The indications and their meanings are as follows.

- The kind of observance is categorized by the following pictograms.

Indication	Meaning
 Warning	Handling the product contrary to this indication may result in serious injury or even death.
 Cautions	Handling the product contrary to this indication may result in injury or damage to property.

	means “not to do something” or that “something is prohibited”. The left figure indicates that “disassembly is prohibited”.
	means that “something must be done” or “is required”. The left figure indicates that “must do something”.

Warnings and Cautions in Use		
 Warning	 Prohibited	Do not hang or lean over on the product. Otherwise, installation becomes unstable and you may fall and get injured.
	 Disassembly Prohibited	Do not disassemble parts other than those specifically indicated in this instruction manual. Otherwise, the product may fall and you may get injured.
	 Prohibited	Do not put or hang anything other than bathrobes and towels on the robe hook, towel shelf, towel hanger and towel ring. Otherwise, installation becomes unstable and the product may fall off and injure you.
		As for the paper dispenser, do not set anything heavier than a paper roll on the paper roll core support. Otherwise, installation becomes unstable and the product may fall off and injure you.
 Cautions	 Be sure to do	Must do check the product periodically (once a month) for any abnormalities such as instability and looseness. Otherwise, the product or a part of it may fall off and injure you.
		If any abnormality such as instability is found during use, stop using the product immediately and have the installer or dealer check it. Otherwise, the product may fall off and injure you.

Note on Use of Paper Dispenser

Use paper rolls having an outer diameter of less than 120 mm, a width of less than 114 mm, and a core inner diameter of 32 ~ 38 mm.

Cleaning

Normal cleaning

- Squeeze a piece of cloth soaked with cold or warm water, and then wipe the product with it.

For stubborn dirt

- Wipe the product with a piece of cloth soaked with appropriately diluted neutral detergent, then blot up any moisture with a dry piece of cloth.

Cautions in cleaning

Do not use the following products as they may damage the product surface.


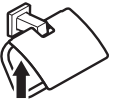





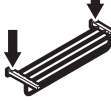

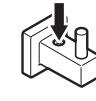
- Acidic detergent, alkaline detergent and chlorine bleach.
- Thinner, benzine, etc.
- Detergent that contains coarse particles such as cleanser or polishing powder.
- Nylon scrubber, brush, etc.

Periodic Checking

In order to prevent serious accidents due to aged deterioration and to use the product safely and comfortably for a long period of time, we ask customers to check the product once a month.
If any trouble is found, contact the installer or dealer.

Location		Check Item		Trouble (Y/N)		Expected Concrete Phenomenon Due to Aged Deterioration (Safety Hazard Information, etc)
1	Wall anchoring	The wall anchoring is unstable when the product is shaken.		Y	N	The product is detached from the wall and may cause injury if it falls off.
2	Screwed part	Screwed part/Setscrew is loosened. (See the following figure.)		Y	N	The product or a part of it is detached and may cause injury if it falls off.

Locations where to check screwed parts

									
YH406	YH408	YTT406	YTT408	YT406S4 YT406S6	YT408S4 YT408S6	YTS406B	YTS408B	YRH406	YRH408

Guarantee

User	
Sales shop or installation shop	
Date of buying	
Warranty period	The warranty is effective for a period of one (1) year from the date of purchase.

*If the contents in the above column are not complete, the product warranty card shall be deemed as invalid. Therefore, user should confirm the contents put in at the time of buying.

*The items covered in this guarantee are only limited to repair to those free repair items as agreed in the guarantee.

Repair Regulations

- During the warranty period, if the user uses the products of the company correctly according to relevant instructions, adhesive labels, the company will provide free repair to any faulty product.
- When any free repair is required due to damage within the warranty period, please bear this warranty and the buying invoice to entrust the installation shop or sales shop to handle it.

- Within the warranty period, the repair in the following occasions is paid repair.
 - Any failure and damage due to any improper use or any improper repair and modification conducted privately.
 - Any failure and damage resulting from any carelessness or fault in installation construction.
 - Any failure and damage attributed to such reasons as removal for relocation after installation, etc.
 - Any failure and damage due to using this product in occasions beyond the specified scope of use (for example, home commodity is used for any business purpose).
 - Any damage caused by sand grains or dirt, etc.
 - Such adverse results as dirtiness, plating part rusting, etc. attributed to improper daily maintenance and care.
 - Any failure and damage due to fire, earthquake, flood, lightning strike and other natural disasters, public nuisances, gas damage (liquefied gas), salt damage and abnormal voltage, use of any power supply (voltage, frequency) other than the specified ones, etc.
 - The occasions not specified in this warranty.
 - The occasion in which the user name, sales shop, installation shop or buying date is not filled in.
 - No buying invoice can be presented.
- The warranty is valid within the territory of the People's Republic of China, excluding Hongkong, Macao and Taiwan.
- This product warranty card shall not be reissued when being lost. Customers are requested to keep it properly.

TOTO Asia Oceania Pte. Ltd.

Telephone: 65-6744-6955

FAX : 65-6841-0819

Address : 10 Eunost Road 8 #12-07 Singapore Post Centre Singapore 408600

Website : asia.toto.com